

# AI TOOLSTACK FOR PRODUCTIVITY

## 2025 EDITION

12 Tools to Automate Your  
Workflow & Save 10+ Hours Week

Curated by AutoAIMastery.com



# AI Toolstack for Productivity

*2025 Edition*

**12 Tools to Automate Your Workflow & Save 10+ Hours a Week**



## You Don't Need More Time. You Need Better Tools.

Welcome to the future of smart work.

If you're a **solopreneur**, **freelancer**, or **digital creator** juggling a thousand tasks, this guide is for you. You're not lazy. You're not inefficient. You're just running a modern business using outdated methods.

**The solution? Let AI take over the repetitive work—so you can focus on the real stuff: creativity, strategy, and growth.**



## What You'll Get in This Guide:

- A handpicked list of **12 powerful AI tools** that are already transforming how people work in 2025
- Real-world use cases: content creation, automation, productivity, and design
- Pro tips for saving **10+ hours a week** with the right toolstack
- A bonus list of **ChatGPT prompts** that work with almost any tool



## These tools are:

- **Free or affordable** (ideal for lean businesses)
- **Beginner-friendly** (no coding required)
- **Immediately useful** (start seeing results today)

**This isn't fluff. It's the toolstack I wish I had when I started.**

Let's get you out of the weeds and into high-leverage, AI-assisted execution.

✦ Ready? Let's dive in.



# Section 1: Content Creation Tools

*Write Smarter, Not Slower.*

If you're spending hours staring at a blank page, rewriting the same email, or struggling to "sound like yourself" in your content — this section is your new best friend.

These AI tools help you **write faster**, stay **on-brand**, and create **more content in less time** — without sacrificing quality or originality.



## 1. ChatGPT (by OpenAI)

**Use for:** Writing blog posts, social captions, email sequences, brainstorming, summarizing, repurposing content.

**Why It Works:**

ChatGPT is like having a copywriter, editor, and brainstorming partner on standby 24/7. You can train it to sound like you, use your tone, and generate ideas when you're running on fumes.

**Pro Tip:**

Ask: *"Rewrite this email to sound more confident and persuasive."*  
You'll be surprised how much better *you* can sound—with just one prompt.



## 2. Jasper AI

**Use for:** High-converting marketing copy, landing pages, ads, email funnels, and long-form content.

**Why It Works:**

Jasper is built specifically for marketers and creators. Its templates are optimized for conversion, tone, and clarity—so you're never starting from scratch.

**Great For:**

- Newsletter intros
- Sales page blurbs

- YouTube scripts
- SEO-optimized blog posts

**Pro Tip:**

Use Jasper's "One-Shot Blog Post" to create a full blog draft in minutes—then personalize it with your insights.

---

### 3. Copy.ai

**Use for:** Quick copy tasks—like headlines, product descriptions, social posts, and promo emails.

**Why It Works:**





Copy.ai is lightweight, lightning fast, and ideal for getting over the mental hurdle of “what should I write?” Its tone presets (friendly, witty, professional) make it easy to adjust style with zero effort.

**Pro Tip:**

Use the “Freestyle” tool to create content outlines, FAQs, or short explainer blurbs. Perfect for landing pages or product sheets.

---

### Recap: Start Here If You're...

-  Spending hours writing emails
-  Struggling to post consistently on social media
-  Dreading your next blog post or newsletter
-  Launching something and need compelling copy

**Start with ChatGPT or Jasper.** Test a single task. Let the tool take 80% of the weight. Then **add your spark** — and hit publish.



## Section 2: Task & Workflow Automation

*Get More Done. Without Doing It All Yourself.*

Automation isn't about replacing your creativity. It's about **clearing the clutter** so you can actually focus on what moves your business forward.

The following tools help you **automate repetitive tasks**, **connect your favorite apps**, and **make your systems work together** — even while you sleep.



### 4. Zapier

**Use for:** Connecting your apps (like Gmail, Google Sheets, Notion, Stripe, and ChatGPT) to create automated workflows — no code required.

**Why It Works:**

Zapier acts as the **invisible glue** between your tools. Set it up once, and it runs in the background. You'll never have to manually copy/paste between apps again.

**Great For:**

- Sending auto-responses after form submissions
- Posting new blog articles to Twitter
- Adding Stripe sales data to Google Sheets
- Triggering ChatGPT to generate content from new form entries

**Pro Tip:**

Start with a **2-step Zap** (e.g., “New Email → Create Task in Notion”) and build from there. Tiny automations = big time wins.



### 5. ClickUp + ClickUp AI

**Use for:** Project and task management with built-in AI assistance for writing, summarizing, and planning.

**Why It Works:**

ClickUp is an all-in-one work hub. The AI upgrade helps you **summarize meetings**, **write SOPs**, **draft updates**, and more—inside your task manager.



**Great For:**

- Managing client projects or internal launches
- Assigning and automating recurring tasks
- Using AI to generate weekly status updates

**Pro Tip:**

Use ClickUp AI to auto-summarize Slack threads, Zoom calls, or meeting notes into action items. No more re-listening or re-reading.

---

## 6. Notion AI

**Use for:** Creating systems, knowledge bases, or second brains — powered by AI content generation inside Notion.

**Why It Works:**

Notion is already the go-to for organizing ideas, SOPs, and planning. The built-in AI means you can now **generate, revise, and summarize** right where you work.

**Great For:**




- Daily or weekly planning
- Client onboarding docs
- Content libraries or marketing SOPs
- Turning meeting notes into publish-ready briefs

**Pro Tip:**

Use a “Dashboard” page with embedded tasks + AI summaries. You’ll wake up to a command center that updates itself.

---

## Recap: Automate One Tiny Thing Today

-  Use Zapier to save a few steps
-  Use Notion AI to cut your thinking time in half
-  Use ClickUp AI to take project updates off your plate

**You don't need a robot army.**  
Just one automation that saves you 30 minutes a week.  
Then build from there.



## Section 3: Visual & Design AI Tools

### *Look Pro Without Hiring a Designer.*

Design doesn't have to drain your time or your budget. In 2025, AI is making **beautiful, branded, scroll-stopping visuals** easier and faster than ever — even if you have zero design experience.

Whether you're building your website, launching a product, or promoting content on social, these tools let you **create polished assets** that make your work stand out.



### 7. Canva AI (Magic Studio)

**Use for:** Creating social graphics, slide decks, eBook covers, and marketing visuals with drag-and-drop simplicity — now powered by AI.

**Why It Works:**

Canva's AI tools (like Magic Design and Magic Write) let you **generate layouts, resize assets**, and even **write captions or headlines** automatically.

**Great For:**

- Instagram & LinkedIn graphics
- Product mockups
- Slide decks & lead magnets
- Social carousels and infographics

**Pro Tip:**

Use “**Magic Resize**” to instantly adapt one design into 10+ formats. One post = a full campaign.



### 8. Midjourney (or DALL·E)

**Use for:** Creating unique, high-quality AI-generated art and illustrations.

**Why It Works:**

Midjourney uses text prompts to turn your ideas into visual magic. It's great for content creators, marketers, and entrepreneurs who want **custom illustrations, thumbnails, blog graphics, or hero images** — without paying a designer for each one.



**Great For:**

- Custom branding assets
- Hero banners and headers
- eBook illustrations
- Visual storytelling for blog posts or video backgrounds

**Pro Tip:**

Try prompts like:

*“Minimalist, clean vector icon set of AI tools in pastel colors”*

or

*“Futuristic dashboard UI, flat 2D, professional layout”*

---

## 9. Pictory

**Use for:** Instantly turning long-form content (like blog posts or webinars) into short, sharable videos.

**Why It Works:**

Pictory saves hours by using AI to **pull highlights, match visuals, add subtitles**, and export professional-quality video content — perfect for YouTube Shorts, TikToks, or LinkedIn reels.

**Great For:**




- Repurposing blogs into video content
- Creating short-form teaser videos
- Building a content presence on video platforms with zero editing skills

**Pro Tip:**

Start with your top-performing blog post. Drop the URL into Pictory and let it turn it into a branded 60-second explainer — complete with visuals and subtitles.

---

## Recap: Design Without the Headache

-  Need fast, branded visuals? → Start with **Canva AI**
-  Want custom illustrations? → Try **Midjourney**
-  Looking to repurpose content into videos? → Use **Pictory**

You don't need a design degree — or a team.  
Just a vision and a few smart prompts.



## Bonus: 10 ChatGPT Prompts to Supercharge Your Productivity

*Your personal AI assistant, just one prompt away.*

Now that you've got the tools, it's time to unlock their real power: **prompts**.

Think of ChatGPT (or any AI writing tool) like a talented assistant. The clearer your instructions, the better your results.

These 10 ready-to-use prompts are designed to **save you hours**, eliminate mental blocks, and help you get more done — faster and smarter.

Use them across your email, content, planning, and admin workflows.



### Content Creation Prompts

1.

*"Write a 1,000-word blog post on [topic] with an engaging intro, clear H2s, and a persuasive CTA at the end. Use a friendly, expert tone."*

2.

*"Generate 10 SEO-optimized headlines for a blog post about [topic]. Make them punchy, clickable, and curiosity-driven."*

3.

*"Summarize this article into 3 tweetable takeaways and a short LinkedIn post."*



### Email & Communication Prompts

4.

*"Write a 3-email welcome sequence for new subscribers to my [niche] newsletter. Keep it warm, personal, and valuable."*

5.

*"Rewrite this email to sound more confident and persuasive, while keeping it professional."  
(Paste your email content below this prompt)*

6.

*"Draft a follow-up message for a client who hasn't replied in 7 days. Make it polite, helpful, and action-oriented."*

---



## Productivity & Planning Prompts

7.

*"Here's my to-do list: [paste list]. Prioritize these tasks into 'Do Today,' 'Delegate,' and 'Schedule for Later.'"*

8.

*"Create a daily plan for a freelancer balancing client work, marketing, and content creation. Keep it under 5 hours."*

---



## Idea & Business Development Prompts

9.

*"Generate 3 new product ideas for a digital creator in the [niche] space. Focus on fast-to-launch, low-cost formats."*

10.

*"Create a 7-day content calendar for a personal brand talking about [main topic]. Include formats like tweets, carousels, and email prompts."*

---



## How to Make Prompts Work Even Better

- **Add tone/style** modifiers like:  
*"Use a bold, confident voice"*

*“Make it conversational and witty”*

*“Keep it short and direct”*

- **Refine iteratively:**
    - “Make it more actionable”
    - “Add examples”
    - “Explain this like I’m 12”
  - **Build your own Prompt Library** in Notion or Google Docs and reuse your best performers again and again.
- 

### ✅ Try This Now:

Pick your top task today — whether it’s writing a blog intro, planning a client email, or prioritizing your to-do list — and copy/paste one of these prompts into ChatGPT.

You’ll be shocked at how fast your brain fog clears.





## Page 7: What's Next?

*You Have the Tools. Now Let's Put Them to Work.*

You've just unlocked the same AI tools and prompts that **6-figure freelancers, creators, and tech-savvy solopreneurs** are using to work smarter — not harder — in 2025.

But here's the truth:

**Reading about tools won't save you time. Using them will.**

So instead of trying to master everything at once, let's break it down into **3 simple action steps** you can take this week.



### 1. Pick ONE Tool and Use It Today

Start with the tool that solves your biggest pain point:

- ✉ Want better emails faster? → Try **ChatGPT**
- 📁 Need to stay organized? → Use **ClickUp + AI**
- 🎨 Need social graphics fast? → Open **Canva AI**

Open the tool. Run a task. Just try it.



### 2. Plug In a Bonus Prompt

Go back to Page 6.

Copy *just one* prompt into ChatGPT. Use it on a real task.

💬 Example:

“Write a follow-up email for a client I sent a proposal to 3 days ago.”

Don't overthink. Just use the tool.

### ✅ 3. Build Your Mini AI Workflow

Test this simple productivity loop:

1. Use ChatGPT to outline a blog post
2. Use Jasper or Copy.ai to polish your CTA
3. Drop the final post into Pictory to create a short video teaser
4. Schedule it with your email platform or Zapier

🎯 *1 workflow = hours saved each week.*

---

### 📌 Keep the Momentum Going

Now that you've got a taste of how powerful AI can be...

- 🔖 Bookmark this toolstack
  - 🧠 Start your own prompt library
  - 📧 Subscribe to the [AutoAIMastery newsletter] for weekly tools, workflows, and use cases
- 

### 🚀 Your time is your most valuable asset.

Now you have the tools to protect it — and the prompts to multiply it.

Let's go build something smarter.



## Page 8: What's Next?

*This isn't the end — it's your new starting point.*

You now have the exact AI tools and prompts trusted by top-performing freelancers, solo founders, and digital creators in 2025. But the real difference-maker?

**Action. Not information.**

Small daily shifts lead to massive gains over time. So instead of feeling overwhelmed by options, let's get practical.



### Here's how to make the most of this guide:



#### 1. Choose ONE tool from each section to test this week

You don't need to try everything at once. Focus on what solves your biggest problem now:

- Struggling to write? → **Try ChatGPT or Jasper**
- Wasting time on admin? → **Set up a Zapier automation**
- Dreading your design tasks? → **Start with Canva AI**



#### 2. Use 3 prompts from the Bonus Pack

Take one from each category (content, email, planning) and use it in your real work.

 **Example:**

Use "Write a 3-email welcome sequence for [your niche]" to finally launch that email list you've been putting off.



#### 3. Save your first win

When a prompt saves you 20 minutes... or an AI tool automates a task... **write it down.** Start a "Time Saved" doc.

- 📁 That's how you build momentum.
- 💪 That's how you build confidence.
- 🧠 That's how you master AI — by *using it*.

---

## 📁 Want More? Here's What to Do Next:

- 🧠 **Grab the Prompt Pack Pro** — A premium library of 100+ plug-and-play prompts
- 🔧 **Explore tutorials & walkthroughs** at [AutoAIMastery.com]
- 📧 **Subscribe** to the AutoAIMastery newsletter for weekly AI tools, trends, and templates
- 👉 **Share** this guide with a friend, client, or creator who needs a smarter workflow

---

## 🌟 Final Words

**You don't need to hustle harder. You need to automate smarter.**  
This guide was your first step.

The next move?  
Is yours.

Let's build the future of work — one smart workflow at a time. 🚀

## Page 9: Stay Connected

*This isn't goodbye — it's just the beginning.*

You've taken a bold step toward reclaiming your time, leveling up your workflow, and making AI work *for* you.

Now let's keep that momentum going — together.

---

### Get Weekly AI Workflow Tips Straight to Your Inbox

Join the AutoAIMastery newsletter to receive:

- ✓ New tool breakdowns and feature walkthroughs
- ✓ High-performing prompts from real creators and solopreneurs
- ✓ AI workflow templates for content, marketing, and automation
- ✓ Exclusive early access to new prompt packs & resources





 *One email a week. Zero fluff. Maximum value.*


 [Subscribe Now](#)

---

### Follow & Share the Movement

AI productivity is better when shared. Follow us, tag us, and bring others along for the ride.

-  [Follow on Threads](#) for quick prompt tips and micro-case studies
-  [Follow on X](#) for tool drops, workflows, and behind-the-scenes
-  [Connect on LinkedIn](#) to grow with other AI-powered professionals
-  [Reply to our emails anytime] — yes, we actually read them

 **Tag us when you use these tools!** We love resharing wins from our community.

---

### Spread the Word. Help Others Work Smarter.



If this guide helped you, chances are someone in your circle could use it too.

👉 Share this page: [autoaimastery.com/ai-toolstack](https://autoaimastery.com/ai-toolstack)

Let's build a world where smart, automated, and balanced work is the norm — not the exception.

---

**Thanks for being here. We're just getting started. 🚀**

— The AutoAIMastery Team